

Compact Twin

Vertical Lift Module









FASTER PICKING

The Compact Twin Vertical Lift Module (VLM) features a dual tray elevator for rapid tray retrieval, maximizing picking speed and storage density. By handling two load trays in the same sequence, with one tray in the waiting position and one in the picking position, the picking rate can be more than doubled. Pick up to 120 trays per hour.

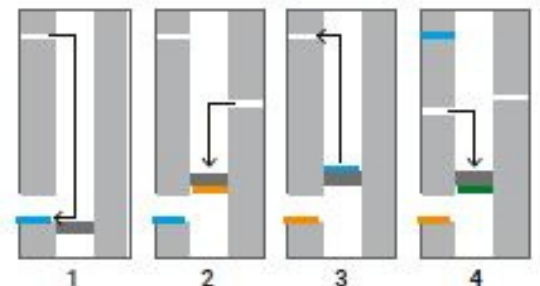


Benefits:

-  Dual tray elevator for faster picking speeds
-  Maximizes storage density with efficient organization
-  Compact footprint saves valuable floor space
-  Stand-alone controls or ERP integration available
-  Reliable rack-and-pinion gears for consistent performance
-  Ergonomic labor optimization

How it works:

1. Tray 1 is presented at the access opening.
2. Tray 2 is then retrieved and brought to the ready position.
3. Tray 1 is removed from the opening and tray 2 is presented at the picking position.
4. Tray 1 is returned to storage and tray 3 is fetched.



Dual Tray Elevator



Dual tray elevator carries 2 trays, ensuring maximum speed and productivity.

Compact Footprint



The Compact Twin VLM optimizes vertical space, minimizing its floor space footprint.

Operator Access Point



Trays are delivered to the operator at an ergonomic height for quick and easy picking.



Technical Information

- Maximum load capacity: 50,000 kg
- Height: 3,000 - 16,000 mm
- Width: 2,307 - 4,137 mm
- Depth: 2,698 - 2,998 mm
- Width, load tray 1,830 - 3,660 mm
- Depth, load tray: 670 - 820 mm
- Tray divider: 25 mm
- Max. load weight per load tray: 300 - 500 kg
- Height of goods measurement (in 25 mm intervals)
- Height of goods measurement: option up to 1,000 mm
- Safety curtain for personal protection
- Storage optimization
- Weight check
- Password protection
- Group rights and authorization
- Language selection
- Ambient temperature/ Relative humidity (% RH) no condensation: 2 - 40/10 - 85 %
- Voltage, 3-phase: 400 V
- Current, AC 50 Hz (A): 25/32



Industries

Tailored with speed in mind for manufacturing, fulfillment, and MRO applications, the Compact Twin allows for up to double the picking rate with a high degree of accuracy.

Service:

Based in the United States, **our skilled in-house technicians provide responsive support and maintenance.** With tiered service levels, we ensure rapid assistance tailored to your operational needs, helping you maximize uptime and efficiency.

Learn more:



For additional information, contact us:

508-771-9400

White Intelligent Storage
400 Kidds Hill Rd
Hyannis, MA 02601



View our case studies:

