



Compact Lift

Vertical Lift Module

AT-A-GLANCE SPECS

Category	Specification	Notes
Height	3,000 - 16,000 mm (9.8 - 52 feet), Scalable to facility ceiling height	In increments of 150mm (5.9 in)
Tray Widths	1,830 mm (72 in), 2,440 mm (96.1 in), 3,050 mm (120.1 in), 3,660 mm (144.1 in), 4,000 mm, (157.5 in)	5 sizes available
Tray Depths	820 mm (32.3 in), 1,230 mm (48.4 in)	820mm Standard
Tray Capacity	300 kg (661.4 lbs)/tray, 500 kg (1,102.3 lbs)/tray, 750 kg (1,653.5 lbs)/tray, 900 kg (1,984.2 lbs)/tray, 1,500 kg (3,307 lbs) /tray	Even load distribution required
Total Machine Capacity	Up to 100,000 kg (220,462 lbs)	Based on configuration
Machine Width	1,697-6,929 mm	
Machine Depth	1,554-4,248 mm	



ADDITIONAL OPTIONS

Category	Specification	Notes
Tray divider	Heights 50-250mm in 25mm increments	
	Cell 100-3,600mm in 100mm increments	
Weight check	Optional	Tray load options: 500, and 750kg

Engineered for Reliability

Unlike belt-driven or plastic rack-and-pinion drives, the Compact Lift uses a **4 wheel metal rack and pinion drive** for superior reliability, precision, and long-term performance.



PERFORMANCE

Category	Specification	Notes
Retrieval Speed		Depends on machine height and tray location
Drive System	4 Point metal rack & pinion	Durable alternative to belts or plastic systems
Storage Optimization	Height of goods measurement 25mm intervals, up to 1,000mm	Dynamic and static storage available

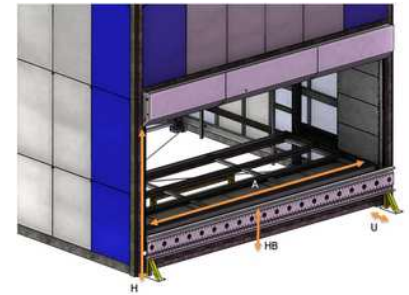
CONTROLS & INTEGRATION

Category	Specification	Notes
Access Options	Single or dual access openings	Multiple opening options
Control System	PLC Control controller with integrated software	Compatible with WMS/ERP
Safety curtain for personal protection	Standard	
Language selection	Standard English	Multiple languages available
Password protection		
Group rights and authorization		

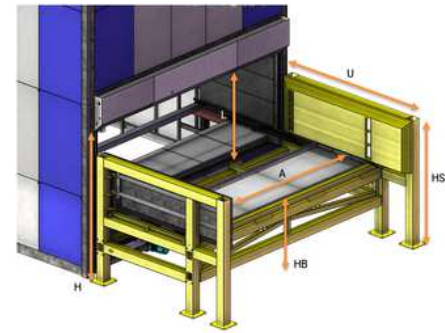
POWER & ENVIRONMENT

Category	Specification	Notes
Power Requirements	480VAC/3PH/60Hz - 32A	
Environment Suitability	Ambient, temperature-controlled, cleanroom options	

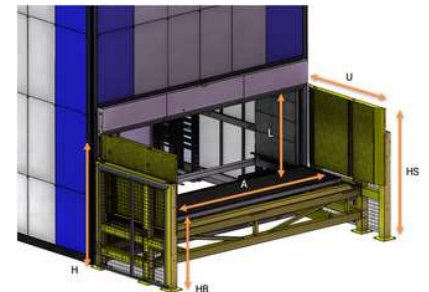
Optional Openings



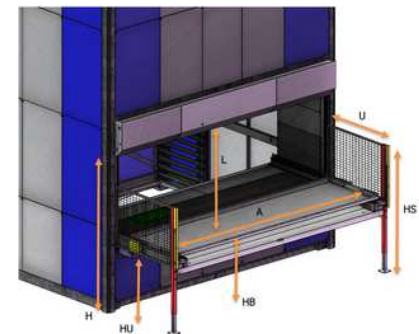
PALLET HANDLING - IN OPENING



PALLET HANDLING W/100% EXTRACT



PALLET HANDLING PARTIAL EXTRACT



100% EXTRACT

Optional ancillary devices

- LED Bar
- Laser Pointer
- Pick Display
- Label Printers
- Scanners
- Confirmation Buttons
- Foot Pedal